

# SteAnny®



Email: [customerservicer@steanny.com](mailto:customerservicer@steanny.com)

# SteAnny®



**USER'S MANUAL**

---

**Baby Bassinet  
SA8010**

## IMPORTANT:

### READ CAREFULLY - KEEP FOR FUTURE REFERENCE

- ◆ Read this instructions carefully before use and keep for future reference.
- ◆ Do not use the cot if any part is broken, torn or missing and use only spare parts approved by the manufacturer;
- ◆ Damages caused by overloading or wrong folding are not granted.
- ◆ Prolonged exposure to sunshine may cause changes in the colour of materials and fabrics.
- ◆ Do not expose this product to extreme temperatures. Extreme sunshine or temperatures may cause colour changes or bent parts.

## WARNING

- ◆ Never leave your child unattended.
- ◆ Adult assembly, folding and unfolding required.
- ◆ The use of this baby cot is for children with maximum weight up to 50lbs.
- ◆ To prevent injury from falls the baby cot shall no longer be used when the child is able to climb out of the baby cot.
- ◆ This baby cot is ready for use, only when the locking mechanisms are engaged and check that they are fully engaged before using the baby cot.
- ◆ To avoid injury ensure that your child is kept away when unfolding and folding this product.
- ◆ Do not fold the baby cot with child in it.
- ◆ Do not let your child play with this product.
- ◆ Keep this product away from children when not in use.
- ◆ The use of this baby cot is recommended for 0-1 year old child only.
- ◆ Never move baby cot while child is in it.
- ◆ Only use baby cot on a firm and horizontal level.
- ◆ Never put baby cot near steps or stairs.
- ◆ Do not allow any children, animals or other objects to be placed under or near the baby cot while child is in the baby cot.
- ◆ Be aware of the risk of open fire and other sources of strong heat, such as electric bar fires, gas fires etc. in the near vicinity of the cot.

- ◆ Avoid hot liquids, power cables and other possible dangers may come within range of a child.
- ◆ Do not add padding or other object inside your baby cot which will permit a child to climb out of the baby cot.
- ◆ Do not place items with a string around child's neck (pacifier cords, hood strings etc.).
- ◆ Do not leave anything in the baby cot or place the baby cot close to another product which could provide a foothold or present a danger of suffocation or strangulation, e.g. strings, blind/curtain cords, etc.
- ◆ The baby cot shall not be used without the mattress base.
- ◆ Do not use more than one extra mattress in the baby cot.
- ◆ The thickness of the mattress shall be such that the internal height (surface of the mattress to the upper edge of the baby cot frame) is at least 200 mm.
- ◆ When mattress is used with the baby cot the length and width of mattress shall be such that the gap between the mattress and the sides and ends does not exceed 30 mm.
- ◆ To avoid suffocation, do not use extra padding such as a water mattress, mattress, or pillow inside the baby cot.
- ◆ All assembly fittings should always be tightened properly and fittings should be checked regularly and retightened as necessary.
- ◆ Do not continue using baby cot if parts are broken or if fabric is ripped or torn. Only use replacement parts approved by manufacturer.
- ◆ Replace any damaged parts immediately.

## Information before assembling

Check if following spare parts are in the box:

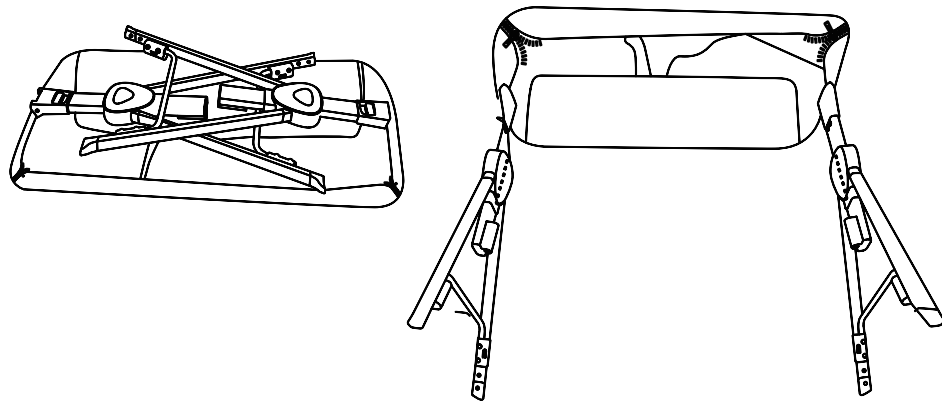
- ◆ Baby cot
- ◆ The storage basket
- ◆ Mattress
- ◆ Strap

Note that the fabric patterns, colour pictures and accessories on this product in this instruction manual may vary from that of the product that you have purchased. If one or more of the above mentioned spare parts are missing or broken, please contact the store where you bought the product, before using.

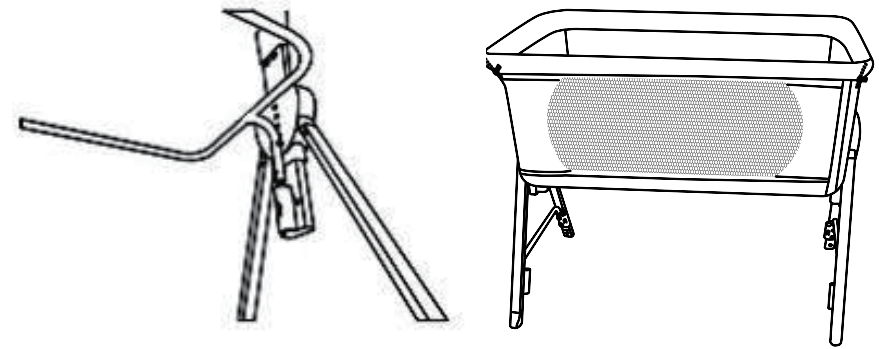
## WARNING

Please keep all packaging material away from babies and children, to prevent suffocation.

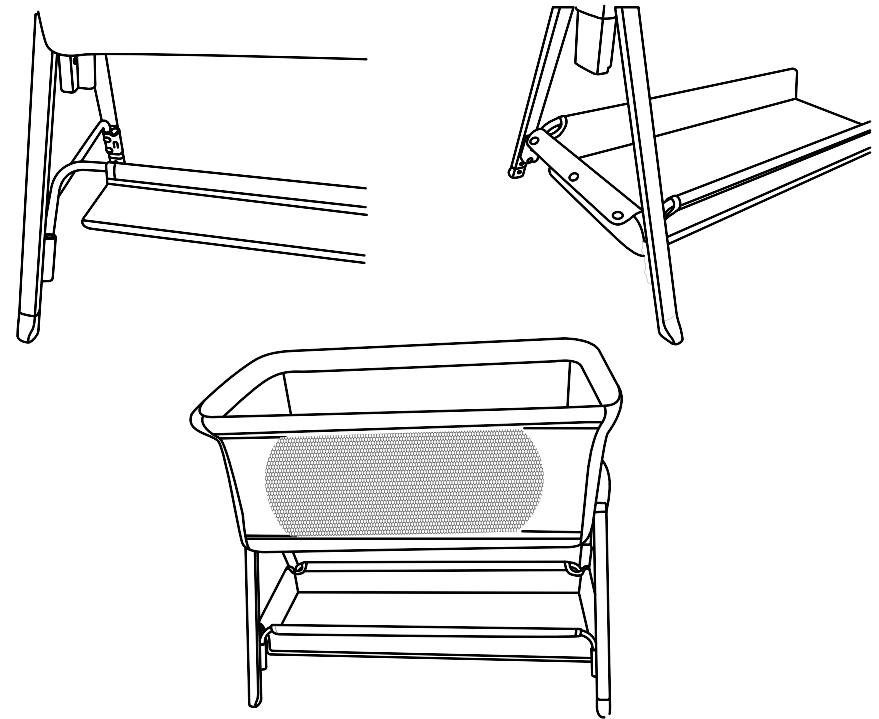
## Assembling the babycot



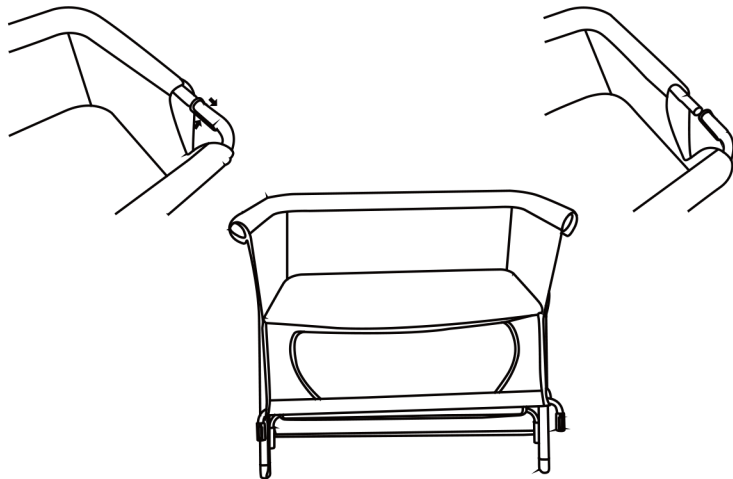
Open two support structures to keep the cot stand on the floor.



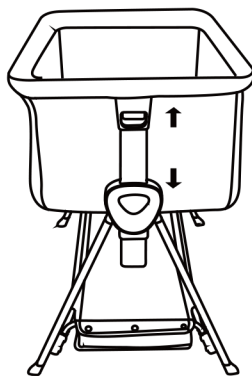
Press the fixture into two plastic holes in the middle part of support structures.



Press the support frame of the storage basket into the four plastic support feet, and then press the button to ensure completion.

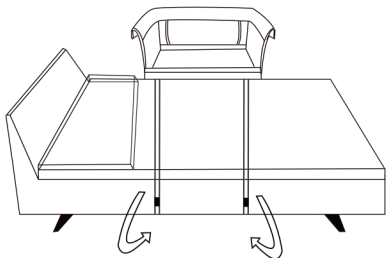


Unzip the drop-side fabric and press the handrail buttons on both sides, then pull out the rail.



Rise up or lower the adjustable buttons on both bed sides for the option heights.

The useful incline function can help to aid congestion and reflux, give your little one a better sleep.



Fasten the cot close to the parent's bed by strap.

### Care and maintenance

- ◆ To prolong the life of your nursery product, keep it clean and do not leave in the direct sunlight for extended periods of time.
- ◆ Do not use abrasive cleaners. Do not soak in water.
- ◆ Removable fabric covers and trims may be cleaned using warm water with a house-hold soap or a mild detergent. Allow it to dry fully, preferably away from direct sunlight.
- ◆ Always store your product in a clean dry place.
- ◆ Do not leave in the boot of car.
- ◆ Do not allow this product to come in contact with sand or salt water, sand causes corrosion and salt water the formation of rust.
- ◆ Do not dry clean or use bleach.
- ◆ Do not machine wash, tumble or spin dry. Fabric and frame may be cleaned using a damp sponge with soap or mild detergent. The mattress can be washed by hand (see washing label). Allow it to dry completely before folding or storing it away.
- ◆ In some climates the parts may be affected by mould and mildew. To help prevent this occurring, do not fold or store the product if it is damp or wet. Always store the product in a well ventilated area.
- ◆ Always check parts regularly for tightness of screws, nuts and other fasteners, tighten if required. To maintain the safety of your nursery product, seek prompt repairs for bent, torn, worn or broken parts.
- ◆ Use only parts and accessories approved by the supplier.

### Guarantee

- ◆ We grant 1 year guarantee on this product commencing on the date of purchase. Within the guarantee period we will eliminate any defects in the appliance resulting from faults in materials or workmanship, either by repairing or replacing the complete product.
- ◆ This guarantee does not cover: damage due to improper use, normal wear or use as well as defects that have a negligible effect on the value or operation of the product. Damages caused by overloading or wrong folding are not granted.
- ◆ The warranty applies only to the first owner and is not transferable.